
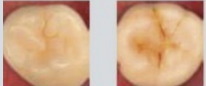




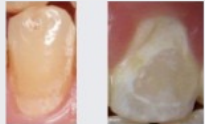

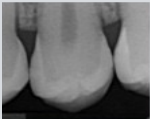
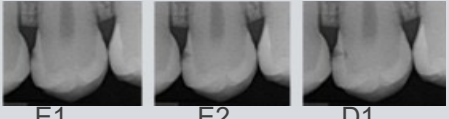




EXAMPLE PROTOCOL

	SOUND	INITIAL	MODERATE	ADVANCED
INFECTED DENTIN (FULL CAVITATION)	None	Unlikely	Possible	Present
OCCLUSAL Clinical Presentation	ICDAS 0 	ICDAS 1 ICDAS 2 	ICDAS 3 ICDAS 4 	ICDAS 5 ICDAS 6 
INSIDIOUS CARIES LESION Few lesions, slow progressing	GIC Sealant optional for primary prevention (no prep)	GIC Sealant (no prep)	GIC Sealant (no prep)	MID GIC Restorative (selective caries removal)
RAMPANT or AGGRESSIVE CARIES LESION Multiple lesions, aggressive progression	GIC Sealant (no prep)	Arrest with SDF then GIC Sealant (no prep)	Arrest with SDF then GIC Sealant (no prep)	Consider SDF then MID GIC Restorative (selective caries removal)
TREAT THE DISEASE WITH CRM	Topical fluoride, pH neutralization, biofilm modification, saliva supplementation with Ca/PO4 based on caries risk, and behavioral modification (healthy diet and lifestyle choices and good oral hygiene).			
FACIAL/LINGUAL Clinical Presentation				
INSIDIOUS CARIES LESION Few lesions, slow progressing	CRM for primary prevention	Arrest and remineralize using risk-based CRM (see below)	Arrest and remineralize using CRM (see below)	MID GIC Restorative (selective caries)
RAMPANT or AGGRESSIVE CARIES LESION Multiple lesions, aggressive progression	CRM for primary prevention (see below)	Arrest and remineralize using risk-based CRM (see below) Consider SDF	Arrest and remineralize using CRM (see below) Consider GIC Surface Protection (no prep) and/or SDF	Consider SDF then GIC Restorative (selective caries removal)
TREAT THE DISEASE WITH CRM	Topical fluoride, pH neutralization, biofilm modification, saliva supplementation with Ca/PO4 based on caries risk, and behavioral modification (healthy diet and lifestyle choices and good oral hygiene).			
APPROXIMAL Clinical Presentation	E0 	E1 E2 D1 	D2 	D3 
Difficult to assess insidious vs. aggressive progression	CRM for primary prevention (see below)	Arrest and remineralize using CRM (see below) Consider SDF	Consider SDF/Ortho Separation/Surface Protection with no prep and/or MID Restoration with selective caries removal with or without SDF	MID GIC Restorative (selective caries removal) with or without SDF
TREAT THE DISEASE WITH CRM	Topical fluoride, pH neutralization, biofilm modification, saliva supplementation with Ca/PO4 based on caries risk, and behavioral modification (healthy diet and lifestyle choices and good oral hygiene).			